


SIMO conference edge profiles



"C" Edges



C1 PVC

3mm PVC/ABS edge
(available with hpl surface only)



C2 wood

1/8" x 1 1/4" wood edge with pencil radius

"EVO" Edge



EVO 1

reverse bevel edge
(to match EVO casegoods)

"D" Edges



D1 radius

3/4" x 1 1/4" wood edge with radius on top, 'half bullnose'



D6 radius/reveal

3/4" x 1 1/4" wood edge featuring 'radius with lower reveal' detail



D2 bevelled

3/4" x 1 1/4" wood edge with 45 degree 'bevel' detail



D7 cove

3/4" x 1 1/4" wood edge featuring 'radiused cove' detail



D3 bullnose

3/4" x 1 1/4" wood edge with radius on top and bottom, 'full bullnose'



D8 pencil radius

3/4" x 1 1/4" wood edge featuring 'pencil radius' detail



D4 traditional

3/4" x 1 1/4" wood edge featuring 'traditional edge' detail



D9 rev bevelled

3/4" x 1 1/4" wood edge with 45 degree 'reverse bevel' detail



D5 fluted

3/4" x 1 1/4" wood edge featuring 'fluted edge' detail

SIMO conference edge profiles



"E" Edges



E1 pencil radius
1 1/2" x 1 1/2" wood edge with pencil radius with mitred corners



E5 fluted
1 1/2" x 1 5/8" wood edge featuring 'fluted edge' detail and mitred corners



E2 radius
1 1/2" x 1 1/2" wood edge with 3/4" radius 'half bullnose' with mitred corners



E6 radius/reveal
1 1/2" x 1 1/2" wood edge with 3/4" radius 'half bullnose with lower reveal' with mitred corners



E3 bullnose
1 1/2" x 1 1/2" wood edge with 3/4" radius 'full bullnose' with mitred corners



E7 bevel
1 1/2" x 1 1/2" wood edge featuring 45 degree 'bevel' detail with mitred corners

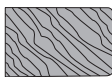


E4 traditional
1 1/2" x 1 1/2" wood edge featuring 'traditional edge' detail with mitred corners

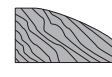


E8 reverse radius
1 1/2" x 1 1/2" wood edge with radius underside and mitred corners


"F" Edges



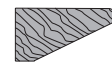
F1 pencil radius
3" x 1 1/2" wood edge with 3/16" radius and mitred corners




F5 razor
2 1/2" x 1 3/16" wood edge with 'razor knife' detail



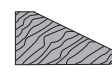
F2 fluted
3" x 1 5/8" wood edge featuring 'fluted edge' detail and mitred corners



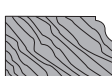
F6 tapered lower
2 1/2" x 1 3/16" wood edge with tapered underside (matching Silhouette)



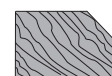
F3 bullnose
3" x 1 1/2" wood edge with 3/4" radius 'full bullnose' with mitred corners



F7 tapered top
2 1/2" x 1 3/16" wood edge with tapered top side



F4 traditional
3" x 1 1/2" wood edge featuring 'traditional edge' detail and mitred corners



F9 bevel
3" x 1 1/2" wood edge featuring 45 degree 'bevel' detail and mitred corners